
Table of Contents

CRANE SCALES

Intercomp CS™ 200	CS-2
Intercomp CS™ 750	CS-3
Intercomp CS™ 1500	CS-4
Intercomp CS™ 3000-RFX	CS-6
Intercomp TL 6000	CS-8

HANGING SCALES

Salter 235-6S	CS-10
Salter Electro Samson	CS-10



Crane/Hanging Scales

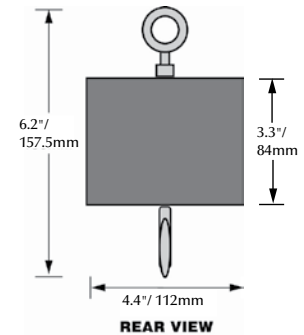
Intercomp CS™ 200

Crane Scale



STANDARD FEATURES

- Lightweight and compact
- Digital calibration
- Auto shut-off
- lb/kg selectable
- Peak hold feature
- Display with backlight



Crane/Hanging Scales

APPROVALS



SPECIFICATIONS

RESOLUTION:

14 bit A/D delivers more than 16,000 internal counts

CONTROLS:

Zero, backlight, on/off

DISPLAY:

0.5 in (12 mm) 4-digit LCD

POWER:

Standard: one 9V disposable alkaline dry cell, 300 hours
Optional: Rechargeable nickel cadmium cell, 20 hours continuous with backlight

ENCLOSURE:

Weatherproof ABS plastic case

APPROVALS:

CE

AUTO SHUT-OFF:

Low battery, or after 5 minutes without use

ACCURACY:

±0.1% of applied load

TEMPERATURE:

Operating +15°F to 122°F (-10°C to 50°C)

NOMINAL OVERLOAD:

200% of capacity

MAXIMUM OVERLOAD:

500% of capacity

WARRANTY:

One-year limited warranty

PART #	DESCRIPTION	EST. SHIP WEIGHT	PRICE
CS200 (9-Volt alkaline battery included):			
43734.....	CS200, 25 lb (12.5 kg) x 0.01 lb (0.01 kg).....	2 lb.....	\$595.00
43735.....	CS200, 50 lb (25 kg) x 0.02 lb (0.01 kg).....	2 lb.....	595.00
43736.....	CS200, 100 lb (50 kg) x 0.05 lb (0.02 kg).....	2 lb.....	595.00
43737.....	CS200, 250 lb (125 kg) x 0.1 lb (0.05 kg).....	2 lb.....	595.00
82444.....	CS200, 500 lb (250 kg) x 0.2 lb (0.1 kg).....	2 lb.....	595.00

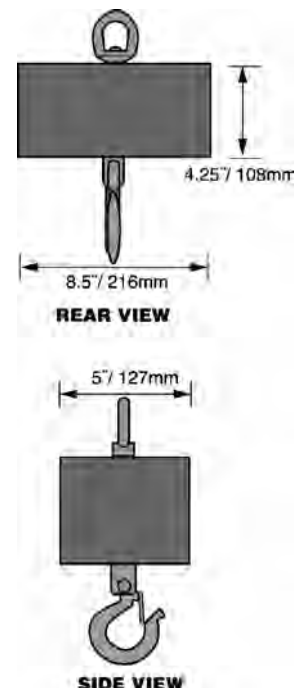
Intercomp CS™ 750

Crane Scale



STANDARD FEATURES

- Digital calibration
- Adjustable, auto shut off
- 1 in LCD digital readout
- Powered by 6 D cell batteries
- Infrared remote control
- Automatic backlight



APPROVALS



Measurement
Canada
Approved



SPECIFICATIONS

RESOLUTION:

20 bit A/D delivers more than 1 million internal counts

CONTROLS:

Zero, On, Off, Backlight

DISPLAY:

1 in (25 mm) 5-digit LCD

INDICATORS:

lb/kg

POWER:

(Batteries are not included) six D size disposable alkaline dry cell, 250 hours or rechargeable nickel-cadmium cell, 80 hours

DIMENSIONS:

Control box: 8.5 in L x 5 in W x 4.25 in H
(216 mm L x 127 mm W x 108 mm H)
Lifting eye to hook: 9.5 in (241 mm)

ENCLOSURE:

Weatherproof extruded-aluminum case

APPROVALS:

NTEP Class III 3000d,
COC# 97-135A4
Measurement Canada AM-5228
CE

EST. SHIP WEIGHT:

8.5 lb (4 kg)

AUTO SHUT-OFF:

Low battery, or after twenty minutes without use

ACCURACY:

±0.1% of reading

TEMPERATURE:

Operating -4°F to 140°F
(-20°C to 60°C)

NOMINAL OVERLOAD:

200% of capacity

MAXIMUM OVERLOAD:

500% of capacity

WARRANTY:

One-year limited warranty

PART #	DESCRIPTION	EST. SHIP WEIGHT	PRICE
CS750 (batteries not included):			
43643	CS750, 100 lb (50 kg) x 0.05 lb (0.02 kg)	9 lb	\$945.00
43644*	CS750, 300 lb (150 kg) x 0.1 lb (0.05 kg)	9 lb	945.00
43645*	CS750, 500 lb (250 kg) x 0.2 lb (0.1 kg)	9 lb	945.00
43646*	CS750, 1,000 lb (500 kg) x 0.5 lb (0.2 kg)	9 lb	945.00

OPTIONS/ACCESSORIES

43939	RS-232 serial output		195.00
43941	120/220V external charger (batteries not included) for qty 3x3 D-Nicad/NiMH		245.00
97447	Battery pack, qty 2x3 D-size-Nicad		180.00

*NTEP and Measurement Canada Certified

Intercomp CS™ 1500

Crane Scale



STANDARD FEATURES

- Digital calibration
- Adjustable, auto shut off
- NEMA 4 cast aluminum case
- 0.8in LED digital readout
- Recessed push-button switch
- Powered by eight D cell batteries
- Infrared remote control
- NTEP on all capacities

APPROVALS



Measurement
Canada
Approved



Crane/Hanging Scales

SPECIFICATIONS

RESOLUTION:

20 bit A/D delivers more than 1 million internal counts

CONTROLS:

Zero, lb/kg, On, Off, Tare, Print, Mode and Set

DISPLAY:

0.8in (20mm) 5 1/2in LED

INDICATORS:

lb/kg, Gross, Net, Total, and Peak Hold

POWER:

(Batteries are not included) eight D size disposable alkaline dry cells, 100 hours or rechargeable nickel-cadmium cells, 30 hours.

ENCLOSURE:

NEMA 4 cast aluminum case

HOOK OR EYE:

Crosby-Laughlin or equivalent

APPROVALS:

NTEP Certified per H-44, Class III, 3000d;
Class III.L, 5000d COC# 97-135A4; Measurement
Canda AM-5228, CE

AUTO SHUT-OFF:

Low battery, or after twenty minutes without use

ACCURACY:

±0.1% of reading

TEMPERATURE:

Operating -4°F to 140°F (-20°C to 60°C)

NOMINAL OVERLOAD:

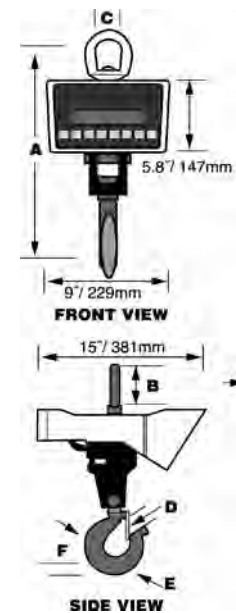
200% of capacity

MAXIMUM OVERLOAD:

500% of capacity

WARRANTY:

One-year limited warranty



DIMENSIONS

Part#	Capacity	Graduation	A	B	C	D	E	F	Weight
82448	500lb (250kg)	0.2lb (0.1kg)	10.5in (267mm)	2.38in (61mm)	2in (51mm)	0.97in (25mm)	1.38in (35mm)	0.84in (22mm)	22lb (10kg)
43647	1000lb (500kg)	0.5lb (0.2kg)	10.5in (267mm)	2.38in (61mm)	2in (51mm)	0.97in (25mm)	1.38in (35mm)	0.84in (22mm)	22lb (10kg)
43648	2,000lb (1,000kg)	1lb (0.5kg)	11.5in (292mm)	2.38in (61mm)	2in (51mm)	0.97in (25mm)	1.38in (35mm)	0.84in (22mm)	22lb (10kg)
43649	5000lb (2,500kg)	2lb (1kg)	19in (482mm)	2.88in (73mm)	2.25in (57mm)	1.69in (43mm)	2.5in (64mm)	1.82in (46mm)	38lb (17kg)
43650	10,000lb (5,000kg)	5lb (2kg)	19in (482mm)	2.88in (73mm)	2.25in (57mm)	1.69in (43mm)	2.5in (64mm)	1.82in (46mm)	38lb (17kg)
43651	20,000lb (10,000kg)	10lb (5kg)	23in (584mm)	3.5in (90kg)	3.12in (80mm)	2.41in (62mm)	3.25in (83mm)	2.6in (66mm)	45lb (20kg)

Intercomp CS™ 1500

PART #	DESCRIPTION	EST. SHIP WEIGHT	PRICE
CS1500 (batteries not included):			
82448*†	CS1500, 500 lb (250 kg) x 0.2 lb (0.1 kg)	22 lb	\$1,595.00
43647*†	CS1500, 1000 lb (500 kg) x 0.5 lb (0.2 kg)	22 lb	1,795.00
43648*†	CS1500, 2000 lb (1000 kg) x 1 lb (0.5 kg)	22 lb	1,795.00
43649*	CS1500, 5000 lb (2500 kg) x 2 lb (1 kg)	38 lb	1,995.00
43650*	CS1500, 10,000 lb (5000 kg) x 5 lb (2 kg)	38 lb	1,995.00
43651*	CS1500, 20,000 lb (10000 kg) x 10 lb (5 kg)	45 lb	2,895.00

OPTIONS/ACCESSORIES

110621	RS-232 serial output		195.00
43940	120/220V external charger (batteries not included) for qty 2x4 D-Nicad/NiMH		245.00
97445	Battery pack, qty 2x4 D-size-Nicad		240.00

* NTEP Certified

† Measurement Canada

Crane/Hanging Scales

Crane/Hanging Scales

NEW Intercomp CS™ 3000-RFX

Crane Scale



APPROVALS



STANDARD FEATURES

Scale:

- Auto shut-off, configurable from 0 to 255 minutes
- NEMA 4 cast aluminum case
- 1 inch LCD digital readout with auto backlight
- Powered by eight D cell batteries

RFX Wireless Hand Held Indicator:

- Rugged ABS Industrial Housing
- Four line, 5-digit, 0.5 inch LCD digital readout
- Indicator carrying case with charger and 4 AA NiMH rechargeable batteries
- 40 hours of continuous use (with backlight off)
- Ability to turn the hanging unit on or off

SPECIFICATIONS

RESOLUTION:

20 bit A/D delivers more than 1 million internal counts

CONTROLS:

Zero, lb/kg, Tare, Mode, Accum Total, On/Off

DISPLAY:

1 in (25 mm) 5-digit liquid crystal (LCD)

STATUS ANNUNCIATORS:

lb/kg, Net, Gross, Total, Tare, Low Battery

POWER:

(Batteries are not included) eight D size disposable alkaline dry cell or rechargeable nickel-cadmium cell.

BATTERY LIFE:

8 D cell alkalines (not included) 2000 hours
8 NiCad rechargeable batteries
(sold as an option) 900 hours

TARE:

Up to 100% of capacity

ENCLOSURE:

NEMA 4 cast aluminum case

HOOK OR EYE:

Crosby-Laughlin or equivalent

ACCURACY:

±0.1% of reading

TEMPERATURE:

Operating -4°F to 140°F
(-20°C to 60°C)

NOMINAL OVERLOAD:

200% of capacity

MAXIMUM OVERLOAD:

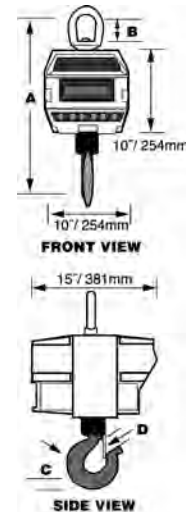
500% of capacity

APPROVALS:

NTEP Certified per H-44, Class III, 3000d;
Class III L, 5000d, COC# 97-135A4
CE

WARRANTY:

One-year limited warranty



DIMENSIONS

Part#	Capacity	Graduation	A	B	C	D	*	Hook	Eye Nut or Shackle
118816	2000lb (1000kg)	1.0lb (0.5kg)	19.3in (490mm)	3.06in (77.7mm)	1.44in (35.1mm)	1.41in (35.8mm)	*	C/L 3 ton S1 Swivel	C/L #7 Eye Nut
118817	5000lb (2500kg)	1.0lb (0.5kg)	22in (558mm)	3.06in (77.7mm)	1.82in (44.5mm)	1.69in (42.9mm)	*	C/L 5 ton S1 Swivel	C/L #7 Eye Nut
118818	10000lb (5000kg)	2lb (1kg)	22in (558mm)	3.06in (77.7mm)	1.82in (44.5mm)	1.69in (42.9mm)	*	C/L 5 ton S1 Swivel	C/L #7 Eye Nut
118819	20000lb (10000kg)	5lb (2kg)	37.15in (944mm)	6.25in (159mm)	2.6in (65.8mm)	2.41in (61.2mm)	*	C/L 10 ton S1 Swivel	C/L #11 Eye Nut
118820	30000lb (15000kg)	10lb (5kg)	39.15in (994mm)	6.25in (159mm)	3in (76.2mm)	3.19in (81.3mm)	*	C/L 15 ton S1 Swivel	C/L #11 Eye Nut
118821	†50000lb (†25000kg)	10lb (5kg)	43.5in (1105mm)	6in (152mm)	3.6in (93mm)	3.62in (92mm)	17in (432mm)	C/L 25 ton S1 Swivel	C/L 30 ton #2140
118822	†70000lb (†35000kg)	20lb (10kg)	47.56in (1208mm)	6in (152mm)	4.56in (116mm)	3.75in (92.3mm)	17in (432mm)	C/L 35 ton S1 Swivel	C/L 40 ton #2140
118823	†100000lb (†50000kg)	20lb (10kg)	53in (1347mm)	7.75in (197mm)	5.06in (129mm)	4.25in (108mm)	18in (457mm)	C/L 45 ton S1 Swivel	C/L 50 ton #2140

* Dimensions are top to bottom shackle eye to eye on 25-50 ton/12.5-25 metric ton capacity models

† Unit comes standard with top shackle & bottom swivel hook.

Intercomp CS™ 3000-RFX

PART #	DESCRIPTION	EST. SHIP WEIGHT	PRICE
CS3000 (batteries not included):			
118816*	CS3000-RFX, 2,000lb (1,000kg) x 1.0lb (0.5kg)	52lb	\$3,795.00
118817*	CS3000-RFX, 5,000lb (2,500kg) x 1.0lb (0.5kg)	60lb	3,895.00
118818*	CS3000-RFX, 10,000lb (5,000kg) x 2lb (1kg)	60lb	3,995.00
118819*	CS3000-RFX, 20,000lb (10,000kg) x 5lb (2kg)	100lb	5,995.00
118820*	CS3000-RFX, 30,000lb (15,000kg) x 10lb (5kg)	125lb	6,495.00
118821*	CS3000-RFX, 50,000lb (25,000kg) x 10lb (5kg)	225lb	10,495.00
118822*	CS3000-RFX, 70,000lb (35,000kg) x 20lb (10kg)	253lb	13,495.00
118823	CS3000-RFX, 100,000lb (50,000kg) x 20lb (10kg)	397lb	18,995.00

OPTIONS/ACCESSORIES

43940	120/220V external charger (batteries not included) for qty 2x4 D-Nicad/NiMH		245.00
97445	Battery pack, qty 2x4 D-size-Nicad		240.00

* NTEP Certified

Crane/Hanging Scales

Intercomp TL 6000

Crane Scale



STANDARD FEATURES

- Aluminum or stainless steel construction
- Peak hold feature
- Self contained display
- Optional wireless or hardwire readouts

APPROVALS



SPECIFICATIONS

CONSTRUCTION:

Aluminum construction for 10,000 lb and below capacities
Stainless steel construction above 10,000 lb capacities

ACCURACY:

+/- 0.1% of applied load or +/- 1 graduation; whichever is greater (500 - 10,000 lb)
+/- 0.2% or +/- 2 graduations for 25,000-160,000 lb
+/- 0.25% or +/- 2 graduations for 220,000 lb and higher

DISPLAY:

Five digit, 1.2 in (30 mm) high LCD

CONTROL KEYS:

On/Off, Zero (100%), Tare (100%), Peak Hold and Mode

ANNUNCIATOR:

Low Battery, Peak Hold, Set Points 1 & 2, lb, kg,

tons, metric tons and dekaNewtons

POWER:

Two (9V) batteries (batteries included)

OPERATING TIME:

Up to 300 hours of continuous use. Wireless remote control models have reduced operating time of 50 hours.

OPERATING TEMPERATURE:

-4°F to 140°F (-20°C to 60°C)

ENCLOSURE:

NEMA 4X/IP 65

OVERLOAD:

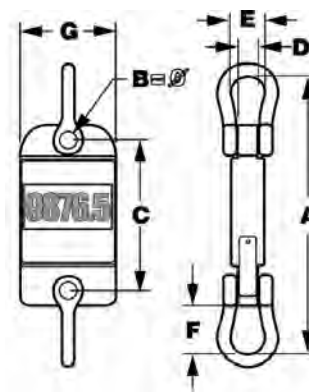
200% safe, 500% ultimate

CALIBRATION:

Digital keypad, multi-point

OUTPUT:

RS-232 and RS-485



NOTE: 160,000 lb and higher only display in Tons

DIMENSIONS										Shackle Type/Capacity
Part#	Capacity	Resolution	A	B	C	D	E	F	G	
82490	500 lb (250 kg)	0.5 lb (0.2 kg)	13 in (304 mm)	0.81 in (21 mm)	7.42 in (178 mm)	1 in (25 mm)	1.69 in (43 mm)	2 in (51 mm)	4.75 in (121 mm)	G-2130-3 1/4 Ton
82491	1000 lb (500 kg)	1 lb (0.5 kg)	13 in (304 mm)	0.81 in (21 mm)	7.42 in (178 mm)	1 in (25 mm)	1.69 in (43 mm)	2 in (51 mm)	4.75 in (121 mm)	G-2130-3 1/4 Ton
82492	2,000 lb (1,000 kg)	2.0 lb (1 kg)	13 in (304 mm)	0.81 in (21 mm)	7.42 in (178 mm)	1 in (25 mm)	1.69 in (43 mm)	2 in (51 mm)	4.75 in (121 mm)	G-2130-3 1/4 Ton
82493	5,000 lb (2,500 kg)	5 lb (2 kg)	13 in (304 mm)	0.81 in (21 mm)	7.42 in (178 mm)	1 in (25 mm)	1.69 in (43 mm)	2 in (51 mm)	4.75 in (121 mm)	G-2130-3 1/4 Ton
82494	10,000 lb (5,000 kg)	10 lb (5 kg)	15.22 in (386 mm)	1.06 in (27 mm)	7.6 in (193 mm)	1.4 in (36 mm)	2.28 in (58 mm)	2.77 in (56 mm)	5 in (127 mm)	G-2130-6 1/2 Ton
82495	25,000 lb (12,500 kg)	20 lb (10 kg)	20.9 in (530 mm)	1.69 in (43 mm)	8.7 in (212 mm)	2.13 in (54 mm)	3.63 in (92 mm)	4.3 in (109 mm)	5 in (127 mm)	G-2130-17 Ton
82496	50,000 lb (25,000 kg)	50 lb (20 kg)	24.7 in (627 mm)	2.06 in (52 mm)	9.2 in (234 mm)	2.44 in (62 mm)	5 in (127 mm)	5.93 in (151 mm)	5 in (127 mm)	G-2130-25 Ton
82497	100,000 lb (50,000 kg)	100 lb (50 kg)	29.49 in (749 mm)	2.81 in (72 mm)	10.69 in (271 mm)	3.88 in (99 mm)	7.25 in (184 mm)	9.4 in (240 mm)	5 in (127 mm)	G-2130-55 Ton
82498	160,000 lb (80,000 kg)	200 lb (100 kg)	32.6 in (828 mm)	2.81 in (72 mm)	10.69 in (271 mm)	3.88 in (99 mm)	7.88 in (200 mm)	7.8 in (198 mm)	5.4 in (138 mm)	G-2140-85 Ton
82499	220,000 lb (110,000 kg)	200 lb (100 kg)	38.4 in (975 mm)	3.5 in (89 mm)	12.4 in (315 mm)	4.45 in (113 mm)	7.88 in (200 mm)	8.5 in (215 mm)	5.9 in (150 mm)	G-2140-120 Ton
82500	350,000 lb (175,000 kg)	500 lb (200 kg)	44 in (1118 mm)	4.5 in (114 mm)	15 in (381 mm)	5.25 in (133 mm)	10 in (254 mm)	8.88 in (225 mm)	7 in (178 mm)	G-2140-175 Ton
82501	400,000 lb (200,000 kg)	500 lb (200 kg)	47.8 in (1118 mm)	5 in (127 mm)	16.57 in (421 mm)	7 in (178 mm)	11 in (279 mm)	9.37 in (237 mm)	7 in (197 mm)	G-2140-200 Ton
82502	500,000 lb (250,000 kg)	500 lb (200 kg)	62.55 in (1588 mm)	5.25 in (133 mm)	18.07 in (459 mm)	8.75 in (222 mm)	13 in (330 mm)	17.88 in (454 mm)	8.45 in (215 mm)	G-2140-250 Ton

Intercomp TL 6000

PART #	CAPACITY	EST. SHIP WEIGHT	PRICE
82490.....	500 x 0.5lb (250 x 0.2kg)	3lb (1.4 kg)	\$1,250.00
97448.....	500 x 0.5lb (250 x 0.2kg) 900MHz Wireless	3lb (1.4 kg)	1,750.00
97449.....	500 x 0.5lb (250 x 0.2kg) 868MHz Wireless (European)	3lb (1.4 kg)	1,750.00
82491.....	1,000 x 1lb (500 x 0.5kg)	3lb (1.4 kg)	1,250.00
97450.....	1,000 x 1lb (500 x 0.5kg) 900MHz Wireless	3lb (1.4 kg)	1,750.00
97451.....	1,000 x 1lb (500 x 0.5kg) 868MHz Wireless (European)	3lb (1.4 kg)	1,750.00
82492.....	2,000 x 2lb (1,000 x 1kg)	3lb (1.4 kg)	1,250.00
97452.....	2,000 x 2lb (1,000 x 1kg) 900MHz Wireless	3lb (1.4 kg)	1,750.00
97453.....	2,000 x 2lb (1,000 x 1kg) 868MHz Wireless (European)	3lb (1.4 kg)	1,750.00
82493.....	5,000 x 5lb (2,500 x 2kg)	3lb (1.4 kg)	1,400.00
97454.....	5,000 x 5lb (2,500 x 2kg) 900MHz Wireless	30lb (13.6 kg)	1,900.00
97455.....	5,000 x 5lb (2,500 x 2kg) 868MHz Wireless (European)	30lb (13.6 kg)	1,900.00
82494.....	10,000 x 10lb (5,000 x 5kg)	6lb (2.7 kg)	1,625.00
97456.....	10,000 x 10lb (5,000 x 5kg) 900MHz Wireless	30lb (13.6 kg)	2,125.00
97457.....	10,000 x 10lb (5000 x 5kg) 868MHz Wireless (European)	30lb (13.6 kg)	2,125.00
82495.....	25,000 x 20lb (12,500 x 10kg)	9lb (4.1 kg)	2,020.00
97458.....	25,000 x 20lb (12,500 x 10kg) 900MHz Wireless	30lb (13.6 kg)	2,520.00
97459.....	25,000 x 20lb (12,500 x 10kg) 868MHz Wireless (European)	30lb (13.6 kg)	2,520.00
82496.....	50,000 x 50lb (25,000 x 20kg)	30lb (13.6 kg)	2,235.00
97460.....	50,000 x 50lb (25,000 x 20kg) 900MHz Wireless	30lb (13.6 kg)	2,735.00
97461.....	50,000 x 50lb (25,000 x 20kg) 868MHz Wireless (European)	30lb (13.6 kg)	2,735.00
82497.....	100,000 x 100lb (50,000 x 50kg)	65lb (29.5 kg)	3,860.00
82498.....	160,000 x 200lb (80,000 x 100kg)	65lb (29.5 kg)	7,495.00
82499.....	220,000 x 200lb (110,000 x 100kg)	100lb (45.5 kg)	8,995.00
82500.....	350,000 x 500lb (175,000 x 200kg)	175lb (79.5 kg)	10,995.00
82501.....	400,000 x 500lb (20,000 x 200kg)	250lb (115 kg)	12,995.00
82502.....	500,000 x 500lb (250,000 x 200kg)	300lb (136.4 kg)	15,995.00

NOTE: Shackles are NOT included but batteries are.

OPTIONS/ACCESSORIES

83449.....	500-5,000lb (3 1/4 Ton) Shackle (Pair G-2130)	3lb (1.6 kg)	99.00
83450.....	10,000lb (6 1/2 Ton) Shackle (Pair G-2130)	8lb (3.6 kg)	195.00
83451.....	34,000lb (17 Ton) Shackle (Pair G-2130)	42lb (19 kg)	605.00
83452.....	50,000lb (25 Ton) Shackle (Pair G-2130)	68lb (31 kg)	895.00
83453.....	100,000lb (55 Ton) Shackle (Pair G-2130)	140lb (47 kg)	2,925.00
83454.....	160,000lb (85 Ton) Shackle (Pair G-2140)	192lb (87 kg)	3,695.00
83455.....	220,000lb (120 Ton) Shackle (Pair G-2140)	356lb (162 kg)	4,459.00
83456.....	350,000lb (175 Ton) Shackle (Pair G-2140)	676lb (302 kg)	10,840.00
83457.....	400,000lb (200 Ton) Shackle (Pair G-2140)	900lb (409 kg)	14,563.00
83458.....	500,000lb (250 Ton) Shackle (Pair G-2140)	1,200lb (545 kg)	17,984.00
83460*	Tandem display remote control (hardwire) 25 ft. cable (NOTE: tension link and remote both have a display)	6lb (2.7 kg)	995.00
83461**	Tandem display remote control (wireless - US version) (NOTE: tension link and remote both have a display)	4lb (1.8 kg)	995.00

* Compatible with all tension links that are not noted as wireless behind them in the description

** Compatible with all tension links that are noted as wireless behind them in the descriptions.

Crane/Hanging Scales

Salter Model 235-6S

Hanging Scale



STANDARD FEATURES

- Shatterproof ABS case
- Versatile
- Lightweight
- Maintenance free
- Corrosion resistant
- High-strength stainless steel fittings
- Thumbwheel zero adjustment (approx. ± 10%)
- Top and bottom hook supplied
- Length with no hooks: 9.5 in
- Length with hooks: 14.5 in
- Pounds inner circle/Kilograms on outer circle

Crane/Hanging Scales

PART #	MODEL	CAPACITY	EST. SHIP WEIGHT	PRICE
43712.....	Model 235-6S.....	11 lb x 1 oz/5 kg x 20g	4 lb.....	\$95.00
43713.....	Model 235-6S.....	22 lb x 2 oz/10 kg x 50g	4 lb.....	95.00
43714.....	Model 235-6S.....	55 lb x 4 oz/25 kg x 100g	4 lb.....	95.00
43715.....	Model 235-6S.....	110 lb x 8 oz/50 kg x 200g	4 lb.....	95.00
43716.....	Model 235-6S.....	220 lb x 1 lb/100 kg x 500g	4 lb.....	95.00

Salter Electro Samson

Hanging Scale



STANDARD FEATURES

- Re-zero during weighing to create a tare weight, this allows weighing of container contents
- Automatic shut-off after two minutes inactivity
- "HOLD" key feature
- Units of measure: lb-oz, kg, decimal lb
- Lifting handle
- Calibration through front panel
- Battery-operated; 9V alkaline battery required
- Four digit Liquid Crystal Display (LCD), accurate to 0.5% of full range
- Dimensions: 13.4 in x 3.7 in x 2.2 in (340mm x 95mm x 55mm)

PART #	MODEL	CAPACITY	EST. SHIP WEIGHT	PRICE
43730.....	Electro Samson	22 lb x 0.02 lb/10 kg x 0.01 kg/22 lb x .25 oz	3 lb.....	\$95.00
43731.....	Electro Samson	55 lb x 0.05 lb/25 kg x 0.02 kg/55 lb x .50 oz	3 lb.....	95.00
75593.....	Electro Samson	100 lb x 0.1 lb/45 kg x 0.5 kg/100 lb x 2 oz	3 lb.....	125.00